

Activity sheet

Active maths: Football treasure hunt (ready-made)

Introduction:

A cheeky mascot has been messing around with the football kit. Can you find it all before going on to lift the trophy?






Instructions:

You are the manager and your partner is the player! Can the two of you work together to find the football kit?

Here is a map of where all the football kit is. Only the manager is allowed to see this map!

The manager should use the map to instruct the player how to find the football kit. Find the football kit in the order shown below. You should finish by finding the trophy at the end.

1. Football
.....
2. Boots
.....
3. Whistle
.....
4. Football shirt
.....
5. Trophy
.....

Activity sheet

Active maths: Football treasure hunt (ready-made)

Don't forget to use the important language when talking about direction:

left

forwards

quarter
turn

clockwise

right

backwards

half turn

anti-
clockwise

Tell your player how many spaces to move, too.

Here is an example instruction:

**Go forward three
spaces, then go
right two spaces.**



Can you use turns to tell your player when to change direction?

"Make a quarter
turn clockwise."


"Make a quarter
turn anticlockwise."

"Make a half turn."

Start



Finish



Start



Finish



Start



Finish

